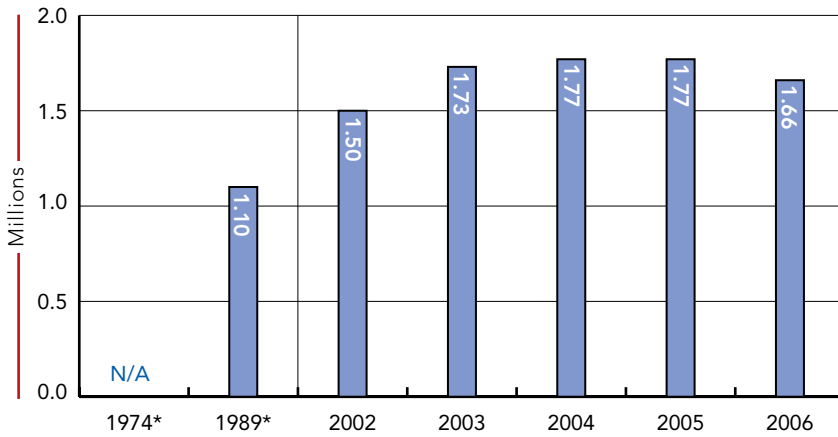
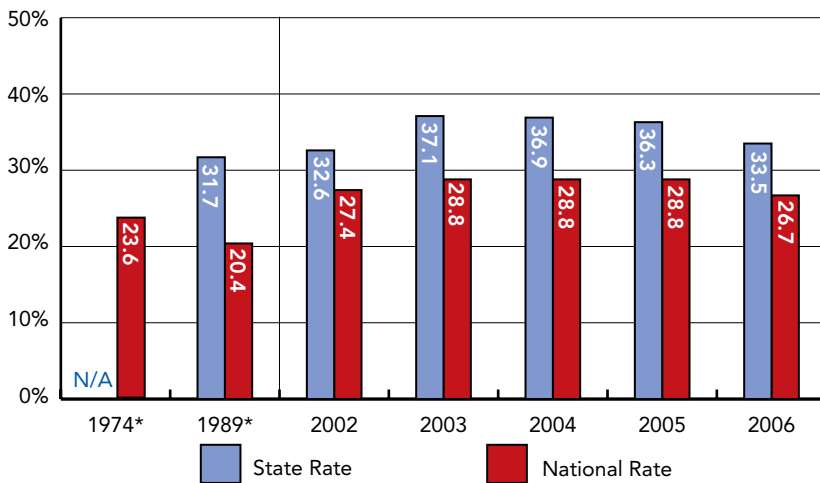


# WASHINGTON

## Volunteers in Washington



## Washington Volunteer Rate



## Trends and Highlights

- In 2006, 1.66 million Washington volunteers dedicated 265.8 million hours of service.
- Among all states, Washington had the third-highest number of volunteer service hours per capita.
- Washington had the fourth-highest volunteer rate for young adults and the seventh-highest volunteer rate for older adults in the nation.
- In the West, Washington had the second-highest volunteer rate for older adults, the third-highest volunteer rate for young adults, and the fifth-highest rate for Baby Boomers.
- In addition to the 1.66 million Washington volunteers in 2006, more than 157,000 people participated informally by working with their neighbors to improve the community.
- Overall, 39.8% of people in Washington engaged in civic life by volunteering, working with their neighbors, or attending public meetings.

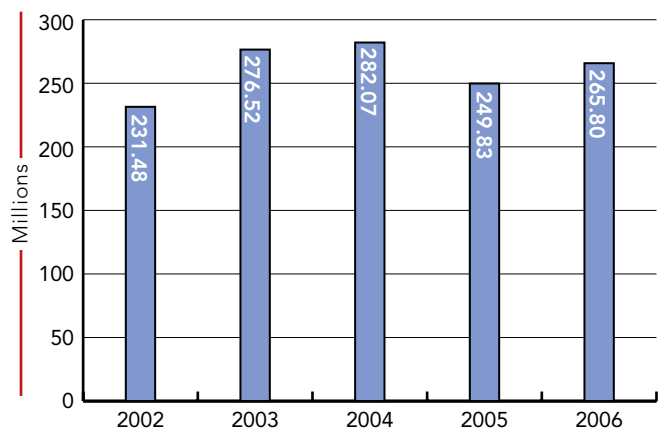
\* For more detailed state-level information on volunteering and civic life, go to [www.nationalservice.gov](http://www.nationalservice.gov)

## Washington Volunteering by Age and Gender

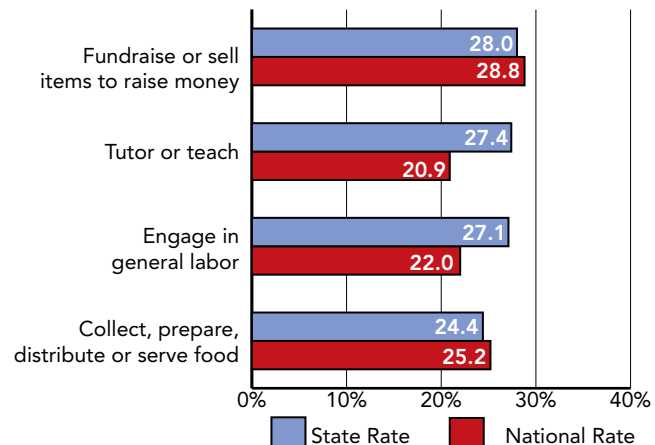
AGE	MEDIAN HOURS	STATE RATE	NATIONAL RATE	CATEGORY	MEDIAN HOURS	STATE RATE	NATIONAL RATE
16 - 24 years	40	34.4%	23.4%	Age Group			
25 - 34 years	40	30.6%	24.7%	College Students	64	33.0%	29.6%
35 - 44 years	52	38.8%	33.3%	Baby Boomers	60	40.1%	32.2%
45 - 54 years	64	39.1%	32.2%	Gender			
55 - 64 years	72	35.3%	29.3%	Male	54	30.4%	24.3%
65+ years	96	33.7%	24.4%	Female	56	40.5%	31.6%



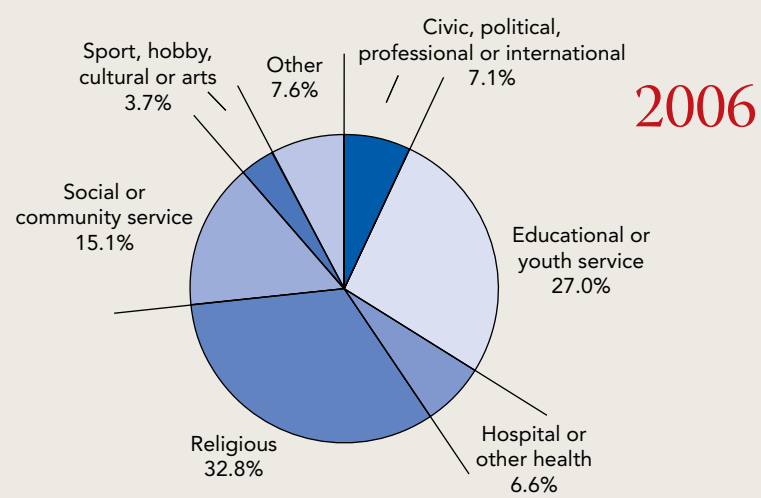
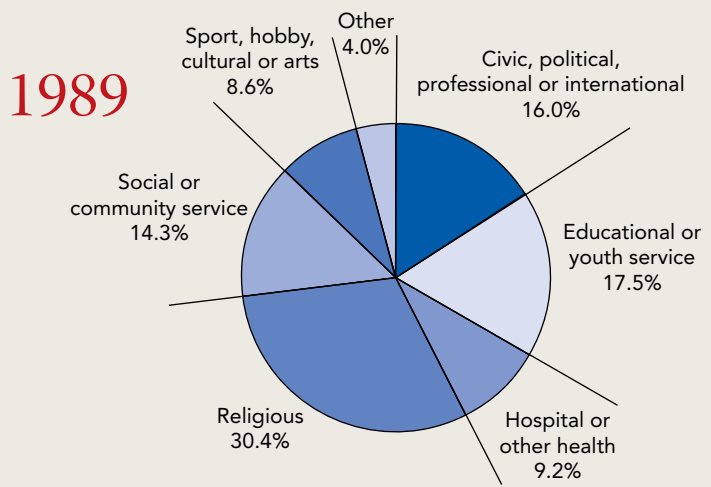
### Total Hours Volunteered Per Year



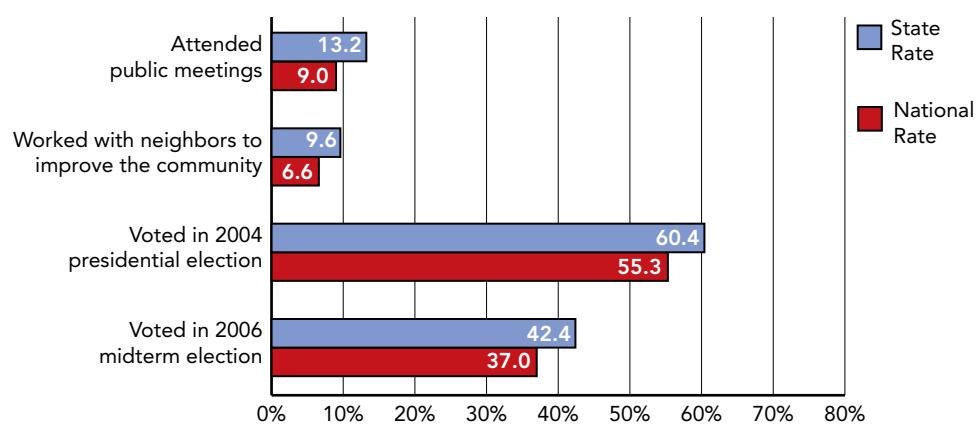
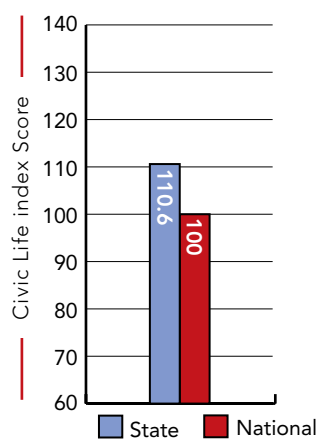
### Activities



### Where Do People in Washington Volunteer?



### How Civically Engaged Is Washington?



The Civic Life Index includes 12 indicators. For more information, go to [www.nationalservice.gov](http://www.nationalservice.gov).