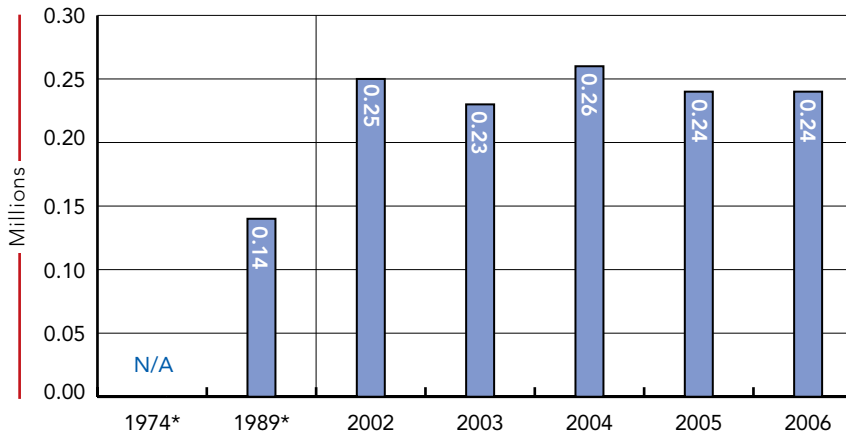
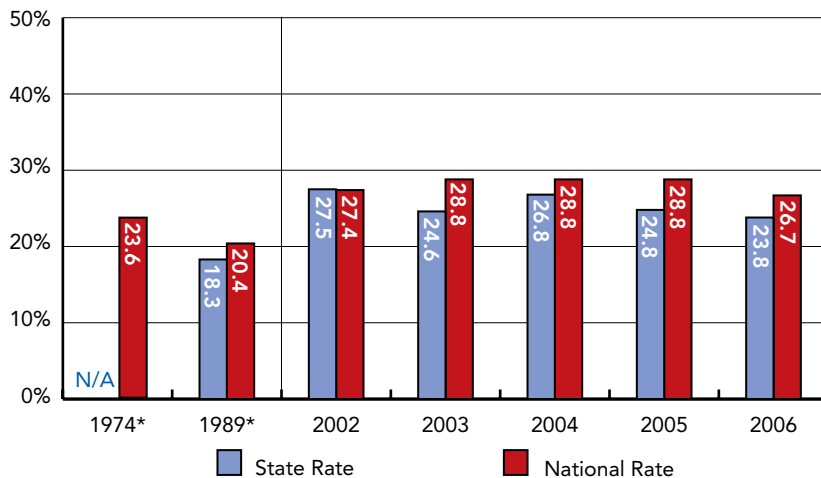


# HAWAII

## Volunteers in Hawaii



## Hawaii Volunteer Rate



## Trends and Highlights

- In 2006, 240,000 Hawaii volunteers dedicated 39.6 million hours of service.
- Hawaii's college student volunteer rate of 37.4% exceeded the national rate of 29.6%. Hawaii also ranked fourth in the nation for the average volunteer hours contributed by college students.
- Participation with education or youth-service organizations almost doubled from a rate of 16.5% in 1989 to 29.5% in 2006 and surpassed religious organizations as the most popular type of volunteer organization.
- In 1989, Hawaii had a higher percentage of volunteers who participate with a hospital or other health organization than any other state.
- In addition to the 240,000 Hawaii volunteers in 2006, almost 14,000 people participated informally by working with their neighbors to improve the community.
- Overall, 26.9% of people in Hawaii engaged in civic life by volunteering, working with their neighbors, or attending public meetings.

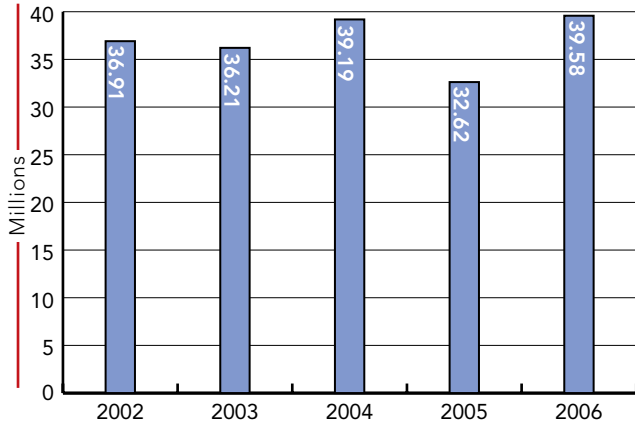
\*For more detailed state-level information on volunteering and civic life, go to [www.nationalservice.gov](http://www.nationalservice.gov).

## Hawaii Volunteering by Age and Gender

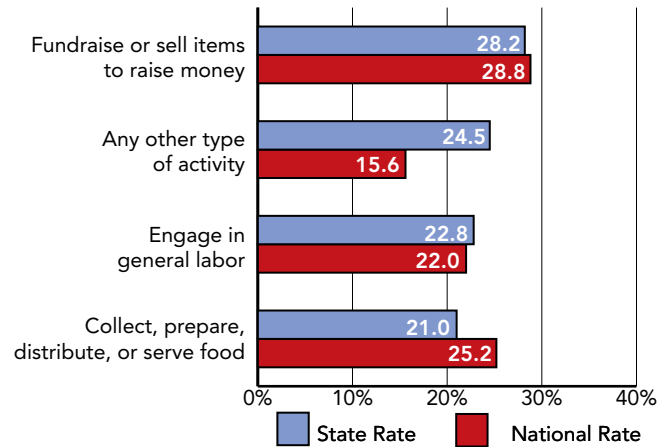
AGE	MEDIAN HOURS	STATE RATE	NATIONAL RATE	CATEGORY	MEDIAN HOURS	STATE RATE	NATIONAL RATE
16 - 24 years	45	25.8%	23.4%	Age Group			
25 - 34 years	40	23.3%	24.7%	College Students	56	37.4%	29.6%
35 - 44 years	50	30.4%	33.3%	Baby Boomers			
45 - 54 years	46	28.9%	32.2%	Gender			
55 - 64 years	72	27.5%	29.3%	Male	52	23.2%	24.3%
65+ years	104	15.9%	24.4%	Female	52	26.8%	31.6%



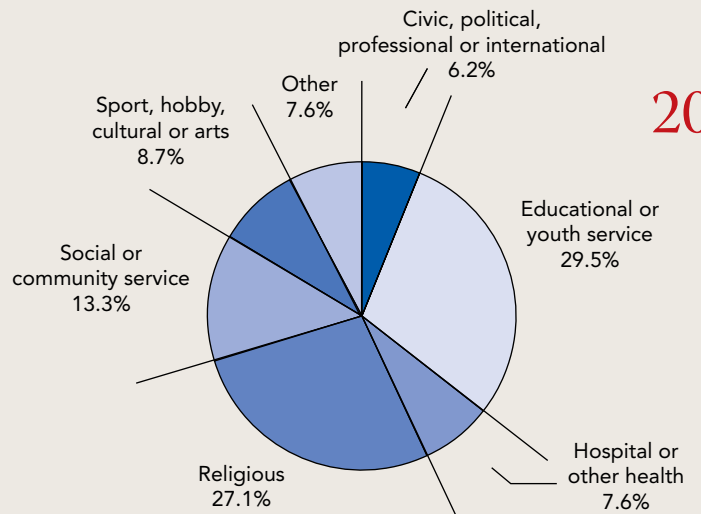
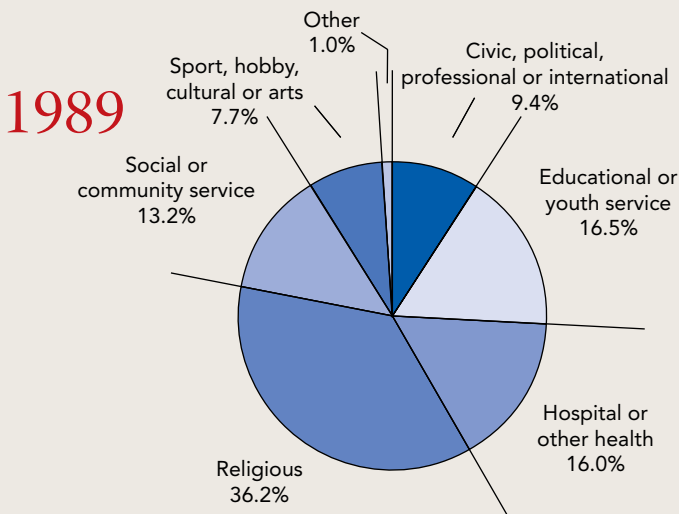
## Total Hours Volunteered Per Year



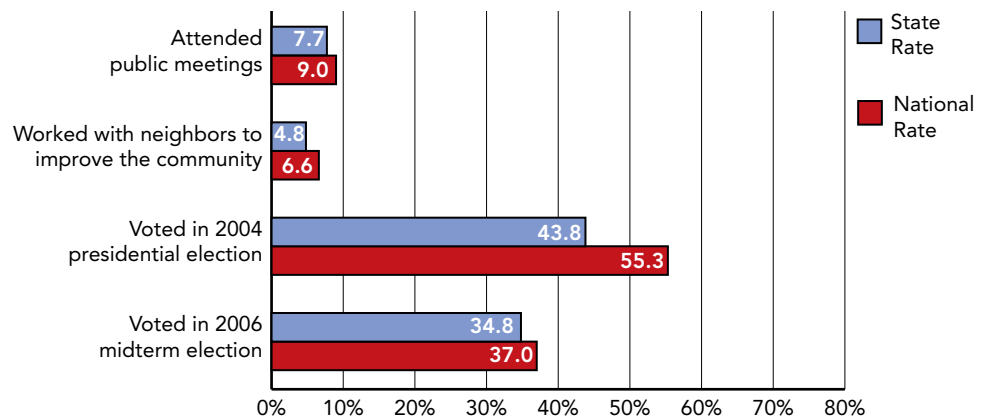
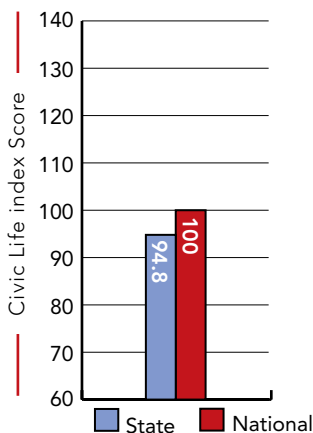
## Activities



## Where Do People in Hawaii Volunteer?



## How Civically Engaged Is Hawaii?



The Civic Life Index includes 12 indicators. For more information, go to [www.nationalservice.gov](http://www.nationalservice.gov).